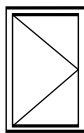
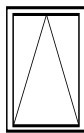


04/10 02 - 1.4

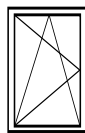
- Applications :



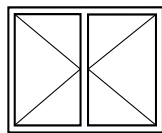
Châssis à la française
1 vantail



Châssis à soufflet

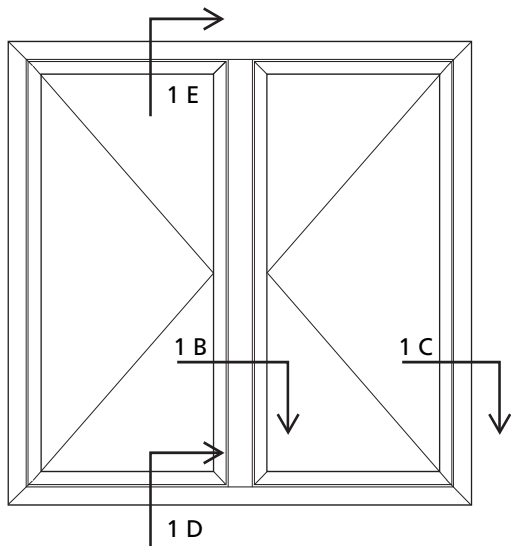


Châssis oscillo-battant

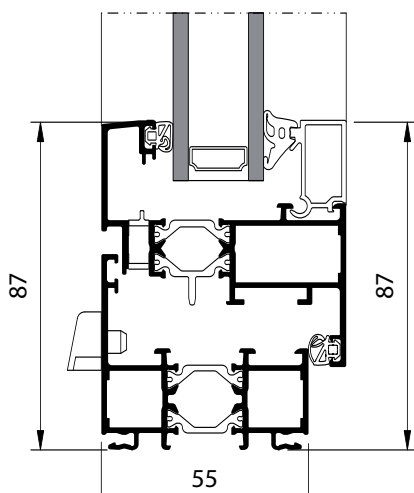
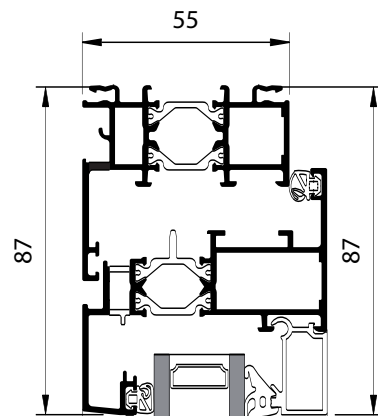


Châssis à la française
2 vantaux

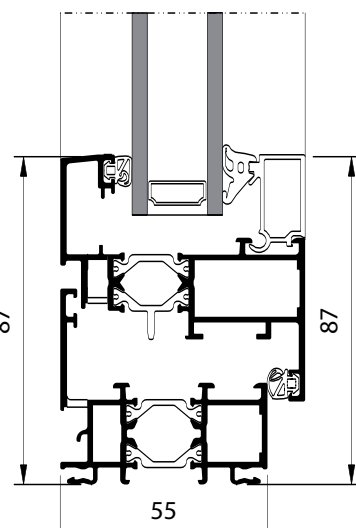
- Elévation (échelle 1/20) :



Châssis à la française 2 vantaux
(vue de l'extérieur)



Coupe verticale 1 D - E
avec déflecteur



Coupe verticale 1 D - E
Drainage caché

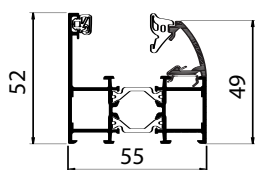
- Coupes (échelle 1/2) :

Prise de volume

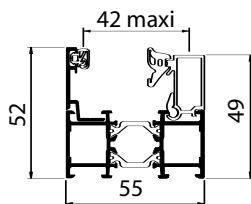
Maxi.Ouvrant/fixe 42 mm

Dormants

Standard
Parclose arrondie



Multi usages



Ouvrant

