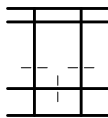


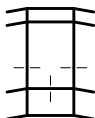
SPINAL : Aspect trame horizontale + ouvrant ouverture
extérieure - Serreur filant



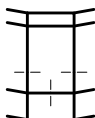
Applications:



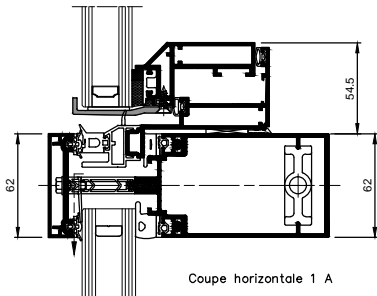
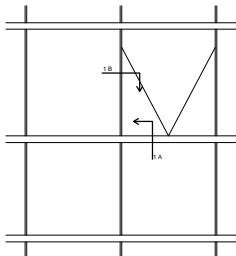
Trame horizontale
vertical droit



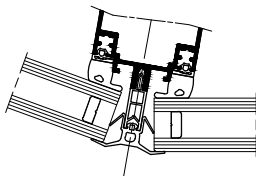
Trame horizontale
à pans coupés rentrants
(angle maxi : 10°)



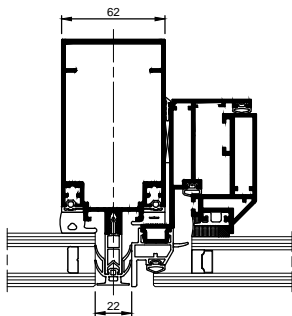
Trame horizontale
à pans coupés sortants
(angle maxi : 10°)



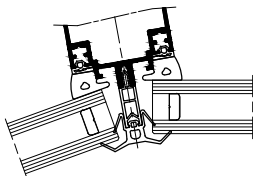
Coupe horizontale 1 A



Angle sortants (maxi 10°)



Coupe horizontale 1 B



Angle rentrants (maxi 10°)