
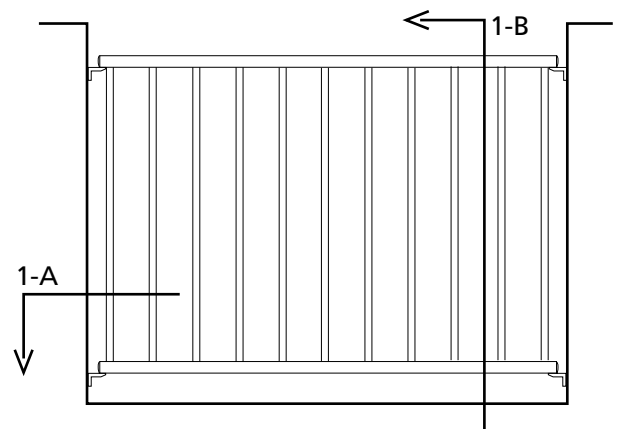


- Applications :



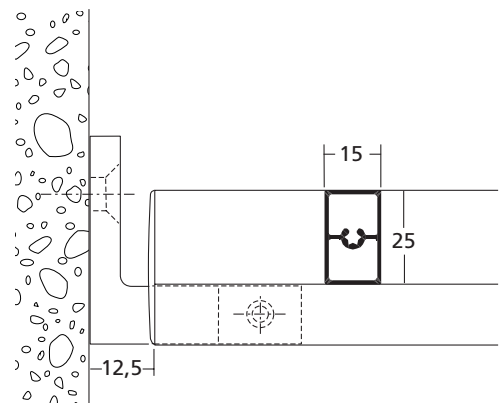
*droit entre tableau,
barreaudage sous main-courante*

- Elévation, échelle 1/20 :




- lieu public : 1550 mm maxi.
- lieu privé : 1800 mm maxi.

- Coupes, échelle 1/2 :



Coupe horizontale 1-A



Coupe verticale 1-B